

# CFL BULBS

## Save on Energy and Cost

**Efficiency:** CFL's are four times more efficient and last up to 10 times longer than incandescents. A 22 watt CFL has about the same light output as a 100 watt incandescent. CFL's use 50 - 80% less energy than incandescents.

**Cost Effective:** Although initially more expensive, you save money in the long run because CFL's use 1/3 the electricity and last up to 10 times as long as incandescents. A single 18 watt CFL used in place of a 75 watt incandescent will save about 570 kWh over its lifetime. At 8 cents per kWh, that equates to a \$45 savings.

**Environment Friendly:** Replacing a single incandescent bulb with a CFL will keep a half-ton of CO2 out of the atmosphere over the life of the bulb. If everyone in the U.S. used energy-efficient lighting, we could retire 90 average size power plants. Saving electricity reduces CO2 emissions, sulfur oxide and high-level nuclear waste.

**High-Quality Lighting:** Newer CFL's give a warm, inviting light instead of the "cool white" light of older fluorescents. They use rare earth phosphors for excellent color and warmth. New electronically ballasted CFL's don't flicker or hum.

**Versatility:** CFL's can be applied nearly anywhere that incandescent lights are used. Energy-efficient CFL's can be used in recessed fixtures, table lamps, track lighting, ceiling fixtures and porchlights.



**Bulbs are all 8000 hour rated**  
**All are 2700 kelvin CFL's**



**GLOBE:G20,G30**

ITEM	WATTS	SHAPE	MOL(IN.)	BASE
CF5/G20WW	5W	GLOBE	4.37"	E26
CF7/G25WW	7W	GLOBE	4.62"	E26
CF10/G25WW	10W	GLOBE	5"	E26
CF15/G30WW	15W	GLOBE	5.39"	E26





**A-SHAPE:A23**

ITEM	WATTS	SHAPE	MOL(IN.)	BASE
CF11A/WW	11W	A23	6"	E26
CF15A/WW	15W	A23	6"	E26



**CHANDELIER**

ITEM	WATTS	SHAPE	MOL(IN.)	BASE
CF4C/E12	4W	CHANDELIER	4.37"	E12
CF7C/E12	7W	CHANDELIER	4.37"	E12
CF4C/E26	4W	CHANDELIER	4.41"	E26
CF7C/E26	7W	CHANDELIER	4.61"	E26

 <p><b>Fluorescent Lamps</b></p>	<b>WATTS</b>	=	<b>WATTS</b>	 <p><b>Incandescent Lamps</b></p>
	5	=	25	
	7	=	30	
	9	=	40	
	13	=	50	
	15	=	75	
	20	=	100	
	27	=	120	
32	=	150		
42	=	175		

(Above wattage equivalents are approximations only)  
(Lumens may vary)

**USA & CANADA**  
**1-800-445-6611**  
**FAX WATS 1-800-445-6690**




**PHOENIX, AZ**  
**Phone: 602-268-0001**  
**Fax: 602-268-0130**

Visit us online at: [www.lightingparts.com](http://www.lightingparts.com)

E-mail us at: [customerservice@lightingparts.com](mailto:customerservice@lightingparts.com)

## CFL's SPIRALS/U Tubes



### CFL BULBS

WATTS	PART NO.	VOLTS	LUMENS	KELVIN	LIFE	BASE	M.O.L.
15	BS1527P	120	900	2700	10000	MED.	5-1/4"
15	BS1541P	120	900	4100	10000	MED.	5-1/4"
15	BS1564P	120	900	6400	10000	MED.	5-1/4"
20	B2027	120	910	2700	10000	MED.	6"
20	B2041	120	910	4100	10000	MED.	6"
20	B2050	120	910	5000	10000	MED.	6"
20	B2064	120	910	6400	10000	MED.	6"
23	BS2327P	120	1500	2700	10000	MED.	6.5"
23	BS2341P	120	1500	4100	10000	MED.	6.5"
23	BS2364P	120	1500	6400	10000	MED.	6.5"
26	B2627	120	1600	2700	10000	MED.	7"
26	B2641	120	1600	4100	10000	MED.	7"
26	B2650	120	1600	5000	10000	MED.	7"
26	B2664	120	1600	6400	10000	MED.	7"



### MINI SPIRAL

PLD11S/27K	11W	SPIRAL	4.75"	550	10000	60	2700
PLD13S/27K	13W	SPIRAL	4.75"	800	10000	60	2700
PLD15S/27K	15W	SPIRAL	4.88"	900	10000	60	2700

### ELECTRIC SELF BALLASTED: TRIPLE TUBE



ITEM	WATTS	SHAPE	NOMINAL LENGTH	APPROX LUMES	LIFE HOUR	PACKING	COLOR TEMP.
PLD15/27K	15W	TRIPLE	6"	900	10000	24	2700
PLD15/41K	15W	TRIPLE	6"	900	10000	24	4100
PLD15/64K	15W	TRIPLE	6"	900	10000	24	6400
PLD18/27K	18W	TRIPLE	6 1/4"	1040	10000	24	2700
PLD18/41K	18W	TRIPLE	6 1/4"	1040	10000	24	4100
PLD18/64K	18W	TRIPLE	6 1/4"	1040	10000	24	6400
PLD20/27K	20W	TRIPLE	6 3/8"	1200	10000	24	2700
PLD20/41K	20W	TRIPLE	6 3/8"	1200	10000	24	4100
PLD20/64K	20W	TRIPLE	6 3/8"	1200	10000	24	6400
PLD23/27K	23W	TRIPLE	6 3/8"	1520	10000	24	2700
PLD23/41K	23W	TRIPLE	6 3/8"	1520	10000	24	4100
PLD23/64K	23W	TRIPLE	6 3/8"	1520	10000	24	6400
PLD24/27K	24W	TRIPLE	6 3/4"	1520	10000	24	2700
PLD24/41K	24W	TRIPLE	6 3/4"	1520	10000	24	4100
PLD24/64K	24W	TRIPLE	6 3/4"	1520	10000	24	6400
PLD26/27K	26W	TRIPLE	6 3/4"	1700	10000	24	2700
PLD26/41K	26W	TRIPLE	6 3/4"	1700	10000	24	4100
PLD26/64K	26W	TRIPLE	6 3/4"	1700	10000	24	6400

USA & CANADA

1-800-445-6611

FAX WATS 1-800-445-6690



PHOENIX, AZ

Phone: 602-268-0001

Fax: 602-268-0130

Visit us online at: [www.lightingparts.com](http://www.lightingparts.com)

E-mail us at: [customerservice@lightingparts.com](mailto:customerservice@lightingparts.com)

# COMPACT FLOURESCENTS PL LAMP, QUAD PL, PLL

## COMPACT FLOURESCENT: PL LAMP



ITEM	WATTS	SHAPE	APPROX LUMES	LIFE HOUR	BASE	PACKING INNER MSTR	KELVIN
PL5/27K	5W	TWIN TUBE	250	10000	G-23	25/200	2700
PL5/41K	5W	TWIN TUBE	250	10000	G-23	25/200	4100
PL7/27K	7W	TWIN TUBE	400	10000	G-23	25/200	2700
PL7/41K	7W	TWIN TUBE	400	10000	G-23	25/200	4100
PL9/27K	9W	TWIN TUBE	600	10000	G-23	25/200	2700
PL9/41K	9W	TWIN TUBE	600	10000	G-23	25/200	4100
PL13/27K	13W	TWIN TUBE	900	10000	GX23	25/200	2700
PL13/41K	13W	TWIN TUBE	900	10000	GX23	25/200	4100
PL13/50K	13W	TWIN TUBE	900	10000	GX23	25/200	5000

## COMPACT FLOURESCENT: QUAD PL LAMP



ITEM	WATTS	SHAPE	APPROX LUMES	LIFE HOUR	BASE	PACKING INNER MSTR	KELVIN
PL9Q/27K	9W	QUAD TUBE	575	10000	G23-2	25/200	2700
PL9Q/41K	9W	QUAD TUBE	575	10000	G23-2	25/200	4100
PL13Q/27K	13W	QUAD TUBE	860	10000	GX23-2	25/200	2700
PL13Q/35K	13W	QUAD TUBE	860	10000	GX23-2	25/200	3500
PL13Q/41K	13W	QUAD TUBE	860	10000	GX23-2	25/200	4100
PL18Q/27K	18W	QUAD TUBE	1250	10000	G24D-2	25/200	2700
PL18Q/35K	18W	QUAD TUBE	1250	10000	G24D-2	25/200	3500
PL18Q/41K	18W	QUAD TUBE	1250	10000	G24D-2	25/200	4100
PL26Q/27K	26W	QUAD TUBE	1800	10000	G24D-3	25/200	2700
PL26Q/35K	26W	QUAD TUBE	1800	10000	G24D-3	25/200	3500
PL26Q/41K	26W	QUAD TUBE	1800	10000	G24D-3	25/200	4100
PL18Q/27/4 PIN	18W	QUAD TUBE	1250	10000	G24Q-2	25/200	2700
PL18Q/35/4 PIN	18W	QUAD TUBE	1250	10000	G24Q-2	25/200	3500
PL18Q/41/4 PIN	18W	QUAD TUBE	1250	10000	G24Q-2	25/200	4100
PL26Q/27/4 PIN	26W	QUAD TUBE	1800	10000	G24Q-3	25/200	2700
PL26Q/35/4 PIN	26W	QUAD TUBE	1800	10000	G24Q-3	25/200	3500
PL26Q/41/4 PIN	26W	QUAD TUBE	1800	10000	G24Q-3	25/200	4100

## HIGH LUMEN LONG TWIN: PLL LAMP



ITEM	WATTS	LIFE HOUR	CRI	KELVIN	BASE	LUMENS	PACKING INNER MSTR	MOL
PLL18/30K	18W	10000	82	3000	2G11	1250	10	10.5"
PLL18/35K	18W	10000	82	3500	2G11	1250	10	10.5"
PLL18/41K	18W	10000	82	4100	2G11	1250	10	10.5"
PLL24/30K	24W	10000	82	3000	2G11	1800	10	12.9"
PLL24/35K	24W	10000	82	3500	2G11	1800	10	12.9"
PLL24/41K	24W	10000	82	4100	2G11	1800	10	12.9"
PLL36/30K	36W	10000	82	3000	2G11	2900	10	16.6"
PLL36/35K	36W	10000	82	3500	2G11	2900	10	16.6"
PLL36/41K	36W	10000	82	4100	2G11	2900	10	16.6"

BULBS

USA & CANADA

1-800-445-6611

FAX WATS 1-800-445-6690

  
O.E.M. SUPPLIES, INC.

PHOENIX, AZ

Phone: 602-268-0001

Fax: 602-268-0130

Visit us online at: [www.lightingparts.com](http://www.lightingparts.com)

E-mail us at: [customerservice@lightingparts.com](mailto:customerservice@lightingparts.com)

**CFL's  
FULPLT**



**FUL LAMP**

ITEM	WATTS	LIFE HOUR	FINISH	BASE	M.O.L.
FUL8T6CW	8W	2000	COOL WHITE	4 PIN	6 1/4"
FUL8T6WW	8W	2000	WARM WHITE	4 PIN	6 1/4"
FUL12T6CW	12W	2000	COOL WHITE	4 PIN	6 7/8"
FUL12T6WW	12W	2000	WARM WHITE	4 PIN	6 7/8"
FUL14T6CW	14W	2000	COOL WHITE	4 PIN	7 7/8"
FUL14T6WW	14W	2000	WARM WHITE	4 PIN	7 7/8"
FUL18T6CW	18W	2000	COOL WHITE	4 PIN	8 7/8"
FUL18T6WW	18W	2000	WARM WHITE	4 PIN	8 7/8"



**PLT: TRIPLE TUBE 4PIN**

ITEM	WATTS	SHAPE	M.O.L.	LIFE HOUR	BASE	KELVIN
PLT18/4/27K	18W	TRIPLE	4 5/8"	1000	GX24Q-2	2700
PLT18/4/41K	18W	TRIPLE	4 5/8"	1000	GX24Q-2	4100
PLT26/4/27K	26W	TRIPLE	5"	1000	GX24Q-3	2700
PLT26/4/41K	26W	TRIPLE	5"	1000	GX24Q-3	4100
PLT32/4/27K	32W	TRIPLE	5 5/8"	1000	GX24Q-3	2700K
PLT32/4/41K	32W	TRIPLE	5 5/8"	1000	GX24Q-3	4100K
PLT42/4/27K	42W	TRIPLE	6 3/8"	2500	GX24Q-4	2700K
PLT42/4/41K	42W	TRIPLE	6 3/8"	2500	GX24Q-4	4100K

**CFLs U-Tubes  
Compatible with  
PROTWIST DETACHABLES**

Details on:  
PROTWIST DETACHABLES are  
found in the SOCKETS section.



**DR3W**  
(26 / 32 / 42W)



**DR13W-13W**  
**DR18W-18W**



**DR2632D**  
Dimmable (26 / 32W)



**DR13UR**  
**DR18UR**  
Uno Ring

**USA & CANADA**  
1-800-445-6611  
FAX: 1-800-445-6690



**PHOENIX, AZ**  
Phone: 602-268-0001  
Fax: 602-268-0130

Visit us online at: [www.lightingparts.com](http://www.lightingparts.com)

E-mail us at: [customerservice@lightingparts.com](mailto:customerservice@lightingparts.com)

**CFL's ECONOMY LINE**

**TEMPERATURE CHART  
FOR BRIGHTNESS**

- 27 = 2700K = Warm White**
- 41 = 4100K = Cool White**
- 50 = 5000K = Daylight**
- 64 = 6400K = Bright White**

**A19**

- A. A191527 - 15W
- B. A191564 - 15W
- C. A19927 - 9W
- D. A19964 - 9W



**3U**

- A. B3U1127 - 11W
- B. B3U1164 - 11W
- C. B3U1327 - 13W
- D. B3U1364 - 13W
- E. B3U1527 - 15W
- F. B3U1564 - 15W
- G. B3U2027 - 20W
- H. B3U2064 - 20W
- I. B3U2327 - 23W
- J. B3U2364 - 23W
- K. B3U2627 - 26W
- L. B3U2664 - 26W
- M. B3U727 - 7W
- N. B3U764 - 7W
- O. B3U927 - 9W
- P. B3U964 - 9W



**4U**

- A. B4U4527 - 45W
- B. B4U4564 - 45W
- C. B4U5527 - 55W
- D. B4U5564 - 55W
- E. B4U6527 - 65W
- F. B4U6564 - 65W
- G. B4U8527 - 85W
- H. B4U8564 - 85W



**5U**

- A. B5U10527 - 105W
- B. B5U10564 - 105W
- C. B5U12527 - 125W
- D. B5U12564 - 125W



**8U**

- A. B8U15027 - 150W
- B. B8U15064 - 150W
- C. B8U17527 - 175W
- D. B8U17564 - 175W
- E. B8U20027 - 200W
- F. B8U20064 - 200W



**R20**

- A. R201127 - 11W
- B. R201164 - 11W
- C. R201327 - 13W
- D. R201364 - 13W
- E. R201527 - 15W
- F. R201564 - 15W
- G. R20927 - 9W
- H. R20964 - 9W



**R30**

- A. R301527 - 15W
- B. R301564 - 15W



**R40**

- A. R402327 - 23W
- B. R402364 - 23W



**G25**

- A. G251527 - 15W
- B. G251564 - 15W
- C. G25927 - 9W
- D. G25964 - 9W



**Mini-Spirals**

- A. BMS1127 - 11W
- B. BMS1164 - 11W
- C. BMS1327 - 13W
- D. BMS1364 - 13W
- E. BMS1527 - 15W
- F. BMS1564 - 15W
- G. BMS927 - 9W
- H. BMS964 - 9W

**Spirals**

- A. BS1127 - 11W
- B. BS1164 - 11W
- C. BS1327 - 13W
- D. BS1364 - 13W
- E. BS1527 - 15W
- F. BS1564 - 15W
- G. BS2027 - 20W
- H. BS2064 - 20W
- I. BS2327 - 23W
- J. BS2364 - 23W
- K. BS2627 - 26W
- L. BS2664 - 26W
- M. BS3227 - 32W
- N. BS3264 - 32W
- O. BS4527 - 45W
- P. BS4564 - 45W
- Q. BS5527 - 55W
- R. BS5564 - 55W
- S. BS6527 - 65W
- T. BS6564 - 65W
- U. BS727 - 7W
- V. BS764 - 7W
- W. BS8527 - 85W
- X. BS8564 - 85W
- Y. BS927 - 9W
- Z. BS964 - 9W



**USA & CANADA**

**1-800-445-6611**

**FAX WATS 1-800-445-6690**

**Visit us online at: [www.lightingparts.com](http://www.lightingparts.com)**



©.E.M. SUPPLIES, INC.

**PHOENIX, AZ**

**Phone: 602-268-0001**

**Fax: 602-268-0130**

**E-mail us at: [customerservice@lightingparts.com](mailto:customerservice@lightingparts.com)**

**Dimmable Bulbs**

**GK811s**

Lamp Base: Medium / E26 • Bulb Shape: A21  
 Diameter x MOL in. [mm]: 2-3/4" x 5-1/8"  
 (68 x 129)  
 Weight (lbs): 0.200



**GSU420s**

Lamp Base: Medium / E26 • Bulb Shape: G30  
 Diameter x MOL in. [mm]: 3-7/8" x 5-15/16"  
 (98 x 149)  
 Weight (lbs): 0.397



**BR0615d**

Lamp Base: Medium / E26 • Bulb Shape: PAR38  
 Diameter x MOL in. [mm]: 4-13/16" x 5-5/16"  
 (121 x 133)  
 Weight (lbs): 0.564



**WL220s**

Lamp Base: Medium / E26 • Bulb Shape: T3.5  
 Diameter x MOL in. [mm]: 1-13/16" x 5-1/5"  
 (46 x 130)  
 Weight (lbs): 0.192



**BR0620s**

Lamp Base: Medium / E26 • Bulb Shape: PAR38  
 Diameter x MOL in. [mm]: 4-13/16" x 5-5/16"  
 (121 x 133)  
 Weight (lbs): 0.512



**WL215d**

Lamp Base: Medium / E26 • Bulb Shape: T3.5  
 Diameter x MOL in. [mm]: 1-13/16" x 5-1/5"  
 (46 x 130)  
 Weight (lbs): 0.183



**A Click Dimmer, A Lot Better!**



**The concept of convenient, hassle-free and instant dimming.**

Dimming on Ordinary Light Switch

1. Switch lamp ON until it reaches 100% brightness.
2. To dim, switch lamp off then ON again within 3 seconds.
3. Repeat the above action to dim lamp to desired brightness level.

Create an assortment of ambient lighting with DorS DIMMING technology that will arrest your visual senses



100%

66%

33%

5%

Example: WL220s vs 100W Incandescent

Brightness Level	Power Consumption	Energy Savings
100%	20W	80%
66%	16W	84%
33%	12W	88%
5%	9W	91%

**USA & CANADA**

1-800-445-6611

FAX WATS 1-800-445-6690



**PHOENIX, AZ**

Phone: 602-268-0001

Fax: 602-268-0130

Visit us online at: [www.lightingparts.com](http://www.lightingparts.com)

E-mail us at: [customerservice@lightingparts.com](mailto:customerservice@lightingparts.com)

**CFL-GU10 Bulbs**

**BR070i**

Lamp Base: GU10 • Bulb Shape: ES  
 Diameter x MOL in. [mm]: 2" x 2-9/16"  
 (50 x 65)  
 Weight (lbs): 0.104



**BR0711i**

Lamp Base: GU10 • Bulb Shape: ES  
 Diameter x MOL in. [mm]: 2" x 3"  
 (50 x 76)  
 Weight (lbs): 0.117



**BR0709i**

Lamp Base: GU10 • Bulb Shape: ES  
 Diameter x MOL in. [mm]: 2" x 3"  
 (50 x 76)  
 Weight (lbs): 0.117



**CFL-GX53 Bulbs**

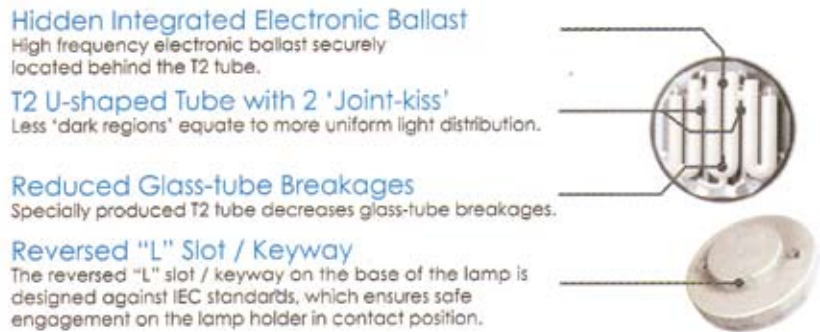
**GX0107i**

Lamp Base: GX53 • Bulb Shape: /  
 Diameter x MOL in. [mm]: 3" x 15/16"  
 (75 x 24)  
 Weight (lbs): 0.134



**BR0711i**

Lamp Base: GX53 • Bulb Shape: /  
 Diameter x MOL in. [mm]: 15 x 16"  
 (75 x 24)  
 Weight (lbs): 0.134



**Sensor Light**

**GK715r**

Lamp Base: Medium / E26 • Bulb Shape: A21  
 Diameter x MOL in. [mm]: 2-3/4" x 5-1/8"  
 (68 x 128)  
 Weight (lbs): 0.198



The Sensor Light is designed to provide constant illumination outdoors. It automatically switches ON at nightfall and OFF at daybreak. An intelligent built-in sensor ensures that light is provided only when needed.

**User Benefits:**  
 The Sensor Light offers additional benefits like reduced electricity costs and reduced investments on costly security lights. Simply install the lamp and let it work for you. No rewiring is required.

**USA & CANADA**

1-800-445-6611

FAX WATS 1-800-445-6690



**PHOENIX, AZ**

Phone: 602-268-0001

Fax: 602-268-0130

Visit us online at: [www.lightingparts.com](http://www.lightingparts.com)

E-mail us at: [customerservice@lightingparts.com](mailto:customerservice@lightingparts.com)

**CFL's REFLECTOR, PAR CFL's**

**R14/R16/R20**

ITEM	WATTS	VOLTS	BASE	LIFE HOUR	FINISH	PACKING INNER MSTR	APPROX LUMENS
25R14FL	25W	130V	STD.	4000	FLOOD	25/100	180
40R14FL	40W	130V	STD.	4000	FLOOD	25/100	340
40R16FL	40W	130V	STD.	4000	FLOOD	20/100	380
30R20FL	30W	130V	STD.	4000	FLOOD	10/100	200
50R2FL	50W	130V	STD.	4000	FLOOD	10/120	420
75R20FL	75W	130V	STD.	4000	FLOOD	10/120	670



**BR30/BR38/BR40**

ITEM	WATTS	VOLTS	BASE	LIFE HOUR	FINISH	PACKING INNER MSTR	APPROX LUMENS
65BR30SP	65W	130V	STD.	2000	SPOT	48	650
65BR30FL	65W	130V	STD.	2000	FLOOD	48	650
75BR40FL	75W	130V	STD.	2000	FLOOD	48	650
100BR40FL	100W	130V	STD.	2000	FLOOD	36	1350
120BR40FL	120W	130V	STD.	2000	FLOOD	24	1350



**REFLECTOR: R30, R40**

ITEM	WATTS	SHAPE	MOL (IN.)	FINISH	LIFE HOUR	KELVIN
CF15/R30FL2	15W	REFLECTOR	6"	FLOOD	8000	2700
CF15/R30FL4	15W	REFLECTOR	6"	FLOOD	8000	4100
CF20/R30FL2	20W	REFLECTOR	6"	FLOOD	8000	2700
CF20/R30FL4	20W	REFLECTOR	6"	FLOOD	8000	4100



**REFLECTOR: PAR-38**

ITEM	WATTS	FINISH	MOL (IN.)	BASE	LIFE HOUR	KELVIN
20PAR38FL	20W	FLOOD	6.5"	E26	8000	2700
22PAR38/FL	22W	FLOOD	6.5"	E26	8000	2700



**USA & CANADA**

1-800-445-6611

FAX WATS 1-800-445-6690

Visit us online at: [www.lightingparts.com](http://www.lightingparts.com)



**PHOENIX, AZ**

Phone: 602-268-0001

Fax: 602-268-0130

E-mail us at: [customerservice@lightingparts.com](mailto:customerservice@lightingparts.com)

# ENERGY SAVING LAMP - PAR38

## FEATURES

1. Stable Light, flicker free, and good lightiing effect.
2. Widely used in the areas under ambient temperature from -5 °C to 40 °C.
3. Wide Voltage operates from 120V to 220V, wich can meet the requirements from the different countries and regions.
4. High CRI, a range of 79-85.
5. Good luminous efficiancy, up to 80% energy saving.
6. The particular loop-shaped silicone rubber provides dual protection against the reflector.

## APPLICATION

It is suitable for places such as a marketplace, restaurant, meeting room, show room, and advertising lighting.

## PHOTOMETRIC & ELECTRIC PARAMETER

Item	Watts	Volts	Base	Current	Luminous Flux
PAR38-20W	20W	120/220V	E26/27	290mA	1000Lm
PAR38-25W	20W	120/220V	E26/27	390mA	1250Lm

Item	Size	Color	Power Factor	Pcs/Carton	Life
PAR38-20W	120*140mm	2700-8700k	0.5-0.6	12	1000Lm
PAR38-25W	120*140mm	2700-8700k	0.5-0.6	12	1250Lm



**USA & CANADA**

1-800-445-6611

FAX WATS 1-800-445-6690



**PHOENIX, AZ**

Phone: 602-268-0001

Fax: 602-268-0130

Visit us online at: [www.lightingparts.com](http://www.lightingparts.com)

E-mail us at: [customerservice@lightingparts.com](mailto:customerservice@lightingparts.com)

**CFL's ENERGY STAR**



**4U**



**3U**



**Mini Spiral**



**Regular spiral**

**ENERGY STAR CFL'S**

PART NO.	WATTS	INCANDESCENT WATTS	VOLTS	LUMENS	MOL.	BULB TYPE
MFE35A20	20	75	120	1200	5.55	REGULAR SPIRAL
MFE35A23	23	90	120	1480	5.87	REGULAR SPIRAL
MFE35A25	25	100	120	1600	6.14	REGULAR SPIRAL
MFE1015	5	25	120	250	4.13	MINI SPIRAL
MFE10111	11	40	120	550	4.72	MINI SPIRAL
MFE10113	13	60	120	800	4.72	MINI SPIRAL
MFE10115	15	60	120	900	4.88	MINI SPIRAL
MFE12720	20	75	120	1200	5.60	MINI SPIRAL
MFE12724	24	90	120	1440	6.06	MINI SPIRAL
MFE7720	20	75	120	1200	6.34	REGULAR 3U
MFE9115	15	60	120	900	4.76	REGULAR 4U
MFE9120	20	75	120	1200	5.16	REGULAR 4U

Average bulb life, 10,000 hours Base type is E26 Power factor >0.5 CRI >80. Color temperature 2700K. Long life, lasts 10 times longer than a standard incandescent bulb. Up to 75 % energy savings, 2700K color temperature. Flicker free, instant start. Universal burning position.

**USA & CANADA**

1-800-445-6611

FAX WATS 1-800-445-6690



**PHOENIX, AZ**

Phone: 602-268-0001

Fax: 602-268-0130

Visit us online at: [www.lightingparts.com](http://www.lightingparts.com)

E-mail us at: [customerservice@lightingparts.com](mailto:customerservice@lightingparts.com)

**MINI COMPACT REFLECTIVE SPIRAL LAMP**




- A. TC11E2627K - 11W 2700K**
- B. TC11E2665K - 11W 6500K**

**ECOTWISTER SELF BALLASTED**

**Self Ballasted GU Pin Base Bulb & Socket**  
 Approx. ballast & base height 2" - UL & Energy Star rated

<p><b>Combo Units: 2700K base &amp; bulb together</b></p> <ul style="list-style-type: none"> <li><b>A. 9W spiral - ESBS9</b></li> <li><b>B. 9W quad - ESBQ9</b></li> <li><b>C. 13W spiral - ESBS13</b></li> <li><b>D. 13W quad - ESBQ13</b></li> <li><b>E. 18W spiral - ESBS18</b></li> <li><b>F. 18W quad - ESBQ18</b></li> <li><b>G. 23W spiral - ESBS23</b></li> <li><b>H. 26W quad - ESBQ26</b></li> <li><b>I. 27W spiral - ESBS27</b></li> </ul>	<p><b>Bulb Only</b></p> <ul style="list-style-type: none"> <li><b>ESBS9B</b></li> <li><b>ESBQ9B</b></li> <li><b>ESBS13B</b></li> <li><b>ESBQ13B</b></li> <li><b>ESBS18B</b></li> <li><b>ESBQ18B</b></li> <li><b>ESBS23B</b></li> <li><b>ESBQ26B</b></li> <li><b>ESBS27B</b></li> </ul>
---	--



**Socket Only - ESBS**

Socket base threaded 1/8 IP, Fits all size bulbs, Higher wattage bulbs will be available 2006, Bulb locks in for tight fit, Energy efficient, saves money, 120V ac operation (line voltage), Easy installation, Average rated lamp life 10,000 hours.

**FOR KELVIN RATING ADD TO PART NUMBER**

- (27) FOR 2700 KELVIN
- (35) FOR 3500 KELVIN
- (41) FOR 4100 KELVIN

**USA & CANADA**  
 1-800-445-6611  
 FAX WATS 1-800-445-6690



**PHOENIX, AZ**  
 Phone: 602-268-0001  
 Fax: 602-268-0130

Visit us online at: [www.lightingparts.com](http://www.lightingparts.com)

E-mail us at: [customerservice@lightingparts.com](mailto:customerservice@lightingparts.com)

**HALOGEN**

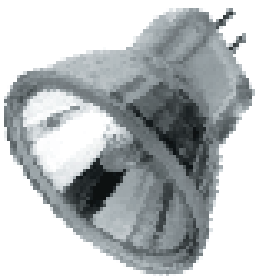



**MR16 HALOGEN BULBS**

MILLER NO.	ANSI	WATTS	BASE	COLOR	BEAM ANGLE	COVER
B300	ESX	20	BI-PIN	CLEAR	12	N
B300C	ESX	20	BI-PIN	CLEAR	12	Y
B300B	ESX	20	BI-PIN	BLUE	12	Y
B300G	ESX	20	BI-PIN	GREEN	12	Y
B300R	ESX	20	BI-PIN	RED	12	Y
B300Y	ESX	20	BI-PIN	YELLOW	12	Y
B301	BAB	20	BI-PIN	CLEAR	36	N
B301C	BAB	20	BI-PIN	CLEAR	36	Y
B301B	BAB	20	BI-PIN	BLUE	36	Y
B301G	BAB	20	BI-PIN	GREEN	36	Y
B301R	BAB	20	BI-PIN	RED	36	Y
B301Y	BAB	20	BI-PIN	YELLOW	36	Y
B302	EXT	50	BI-PIN	CLEAR	12	N
B302C	EXT	50	BI-PIN	CLEAR	12	Y
B302B	EXT	50	BI-PIN	BLUE	12	Y
B302G	EXT	50	BI-PIN	GREEN	12	Y
B302R	EXT	50	BI-PIN	RED	12	Y
B302Y	EXT	50	BI-PIN	YELLOW	12	Y
B303	EXZ	50	BI-PIN	CLEAR	24	N
B303C	EXZ	50	BI-PIN	CLEAR	24	Y
B303B	EXZ	50	BI-PIN	BLUE	24	Y
B303G	EXZ	50	BI-PIN	GREEN	24	Y
B303R	EXZ	50	BI-PIN	RED	24	Y

**MR 16 HALOGEN BULBS**

MILLER NO.	ANSI	WATTS	BASE	COLOR	BEAM ANGLE	COVER
B303Y	EXZ	50	BI-PIN	YELLOW	24	Y
B305	EXN	50	BI-PIN	CLEAR	38	N
B305C	EXN	50	BI-PIN	CLEAR	38	Y
B305B	EXN	50	BI-PIN	BLUE	38	Y
B305G	EXN	50	BI-PIN	GREEN	38	Y
B305R	EXN	50	BI-PIN	RED	38	Y
B305Y	EXN	50	BI-PIN	YELLOW	38	Y
B306	EYF	75	BI-PIN	CLEAR	14	N
B306C	EYF	75	BI-PIN	CLEAR	14	Y
B306B	EYF	75	BI-PIN	BLUE	14	Y
B306G	EYF	75	BI-PIN	GREEN	14	Y
B306R	EYF	75	BI-PIN	RED	14	Y
B306Y	EYF	75	BI-PIN	YELLOW	14	Y
B307	EYJ	75	BI-PIN	CLEAR	24	N
B307C	EYJ	75	BI-PIN	CLEAR	24	Y
B307B	EYJ	75	BI-PIN	BLUE	24	Y
B307G	EYJ	75	BI-PIN	GREEN	24	Y
B307R	EYJ	75	BI-PIN	RED	24	Y
B307Y	EYJ	75	BI-PIN	YELLOW	24	Y
B308	EYC	75	BI-PIN	CLEAR	38	N
B308C	EYC	75	BI-PIN	CLEAR	38	Y
B308B	EYC	75	BI-PIN	BLUE	38	Y
B308G	EYC	75	BI-PIN	GREEN	38	Y
B308R	EYC	75	BI-PIN	RED	38	Y
B308Y	EYC	75	BI-PIN	YELLOW	38	Y



**USA & CANADA**

**1-800-445-6611**

**FAX WATS 1-800-445-6690**

**Visit us online at: [www.lightingparts.com](http://www.lightingparts.com)**



**PHOENIX, AZ**

**Phone: 602-268-0001**

**Fax: 602-268-0130**

**E-mail us at: [customerservice@lightingparts.com](mailto:customerservice@lightingparts.com)**

# HALOGEN MR16 - HALOGEN MR16 BI-PINS

## HALOGEN MR16 BI-PIN 120V HALOGEN LAMPS: GU5.3 BASE



ITEM	WATTS	VOLTS	BASE	LIFE HOUR	FINISH	PACKING INNER MSTR	APPROX. BEAM
BAB/120V	20W	120V	GU5.3	2000	FLOOD	10/200	38"
FMT/120V	35W	120V	GU5.3	2000	N. SPOT	10/200	12"
FMW/120V	35W	120V	GU5.3	2000	FLOOD	10/200	36"
EXT/120V	50W	120V	GU5.3	2000	N. SPOT	10/200	12"
EXN/120V	50W	120V	GU5.3	2000	FLOOD	10/200	38"
EYF/120V	75W	120V	GU5.3	2000	N. SPOT	10/200	14"
EYC/120V	75W	120V	GU5.3	2000	FLOOD	10/200	38"

For Cover Glass Add \$0.20

## HALOGEN MR16 BI-PIN 120V HALOGEN LAMPS: G8 BASE



ITEM	WATTS	VOLTS	BASE	LIFE HOUR	FINISH	PACKING INNER MSTR	APPROX. BEAM
BAB/G8	20W	120V	G8	2000	FLOOD	10/200	38"
FMY/G8	35W	120V	G8	2000	N. SPOT	10/200	12"
FMW/G8	35W	120V	G8	2000	FLOOD	10/200	36"
EXT/G8	50W	120V	G8	2000	N. SPOT	10/200	12"
EXN/G8	50W	120V	G8	2000	FLOOD	10/200	38"

For Cover Glass Add \$0.20

## HALOGEN MR16 BI-PIN 120V HALOGEN LAMPS: GU7 BASE



ITEM	WATTS	VOLTS	BASE	LIFE HOUR	FINISH	PACKING INNER MSTR	APPROX. BEAM
BAB/GU7	20W	120V	GU7	2000	FLOOD	10/200	38"
FMT/GU7	35W	120V	GU7	2000	N. SPOT	10/200	12"
FMW/GU7	35W	120V	GU7	2000	FLOOD	10/200	36"
EXT/GU7	50W	120V	GU7	2000	N. SPOT	10/200	12"
EXN/GU7	50W	120V	GU7	2000	FLOOD	10/200	38"

For Cover Glass Add \$0.20

## HALOGEN MR16 BI-PIN 120V HALOGEN LAMPS: GU10 BASE



ITEM	WATTS	VOLTS	BASE	LIFE HOUR	FINISH	PACKING INNER MSTR	APPROX. BEAM
BAB/GU10	20W	120V	GU10	2000	FLOOD	10/200	38"
FMT/GU10	35W	120V	GU10	2000	N. SPOT	10/200	12"
FMW/GU10	35W	120V	GU10	2000	FLOOD	10/200	36"
EXT/GU10	50W	120V	GU10	2000	N. SPOT	10/200	12"
EXN/GU10	50W	120V	GU10	2000	FLOOD	10/200	38"

**USA & CANADA**

1-800-445-6611

FAX WATS 1-800-445-6690



**PHOENIX, AZ**

Phone: 602-268-0001

Fax: 602-268-0130

Visit us online at: [www.lightingparts.com](http://www.lightingparts.com)

E-mail us at: [customerservice@lightingparts.com](mailto:customerservice@lightingparts.com)

# HALOGEN MINICAN & JDD



## HALOGEN MR16, MINICAN, JDD

ITEM	WATTS	VOLTS	BASE	LIFE HOUR	FINISH	PACKING INNER MSTR	M.O.L.
Q35CL/MC	35W	120V	E11	2000	CLEAR	50/500	2 1/4"
Q50CL/MC	50W	120V	E11	2000	CLEAR	50/500	2 1/4"
Q75CL/MC	75W	120V	E11	2000	CLEAR	50/500	2 1/4"
Q100CL/MC	100W	120V	E11	2000	CLEAR	50/500	2 1/4"
Q150CL/MC	150W	120V	E11	2000	CLEAR	50/500	2 1/4"
Q250CL/MC	250W	120V	E11	2000	CLEAR	50/500	2 1/4"
Q500CL/MC	500W	120V	E11	2000	CLEAR	50/500	2 1/4"
Q35MC/F	35W	120V	E11	2000	FROSTED	50/500	2 1/4"
Q50MC/F	50W	120V	E11	2000	FROSTED	50/500	2 1/4"
Q75MC/F	75W	120V	E11	2000	FROSTED	50/500	2 1/4"
Q100MC/F	100W	120V	E11	2000	FROSTED	50/500	2 1/4"
Q150MC/F	150W	120V	E11	2000	FROSTED	50/500	2 1/4"
Q250MC/F	250W	120V	E11	2000	FROSTED	50/500	2 1/4"
Q500MC/F	500W	120V	E11	2000	FROSTED	50/500	2 1/4"



## DOUBLE GLASS TUBE HALOGEN: JDD CLEAR

ITEM	WATTS	APPROX LUMENS	BASE	LIFE HOUR	FINISH	PACKING INNER MSTR	M.O.L.
JDD50/CL	50W	950	STD.	2000	CLEAR	20/200	3 3/6"
JDD75/CL	75W	1050	STD.	2000	CLEAR	20/200	3 3/6"
JDD100/CL	100W	1400	STD.	2000	CLEAR	20/200	3 3/6"
JDD150/CL	150W	2500	STD.	2000	CLEAR	20/200	4"
JDD200/CL	200W	3000	STD.	2000	CLEAR	20/200	4"
JDD250/CL	250W	4200	STD.	2000	CLEAR	20/200	4"

## DOUBLE GLASS TUBE HALOGEN: JDD FROST

ITEM	WATTS	APPROX LUMENS	BASE	LIFE HOUR	FINISH	PACKING INNER MSTR	M.O.L.
JDD50/F	50W	950	STD.	2000	CLEAR	20/200	3 3/6"
JDD75/F	75W	1050	STD.	2000	CLEAR	20/200	3 3/6"
JDD100/F	100W	1400	STD.	2000	CLEAR	20/200	3 3/6"
JDD150/F	150W	2500	STD.	2000	CLEAR	20/200	4"
JDD200/F	200W	3000	STD.	2000	CLEAR	20/200	4"
JDD250/F	250W	4200	STD.	2000	CLEAR	20/200	4"

USA & CANADA

1-800-445-6611

FAX WATS 1-800-445-6690



PHOENIX, AZ

Phone: 602-268-0001

Fax: 602-268-0130

Visit us online at: [www.lightingparts.com](http://www.lightingparts.com)

E-mail us at: [customerservice@lightingparts.com](mailto:customerservice@lightingparts.com)

# HALOGEN MR16, MR11

## MR16 STANDARD BASE: JDR E26 TYPE



ITEM	WATTS	VOLTS	BASE	LIFE HOUR	FINISH	PACKING INNER MSTR	APPROX. BEAM
JDR35F/E26	35W	120V	STD.	2000	WIDE	10/200	28"
JDR50S/E26	50W	120V	STD.	2000	NARROW	10/200	10"
JDR50F/E26	50W	120V	STD.	2000	WIDE	10/200	28"
JDR75S/E26	75W	120V	STD.	2000	NARROW	10/200	10"
JDR75F/E26	75W	120V	STD.	2000	WIDE	10/200	28"
JDR100S/E26	100W	120V	STD.	2000	NARROW	10/200	10"
JDR100F/E26	100W	120V	STD.	2000	WIDE	10/200	28"

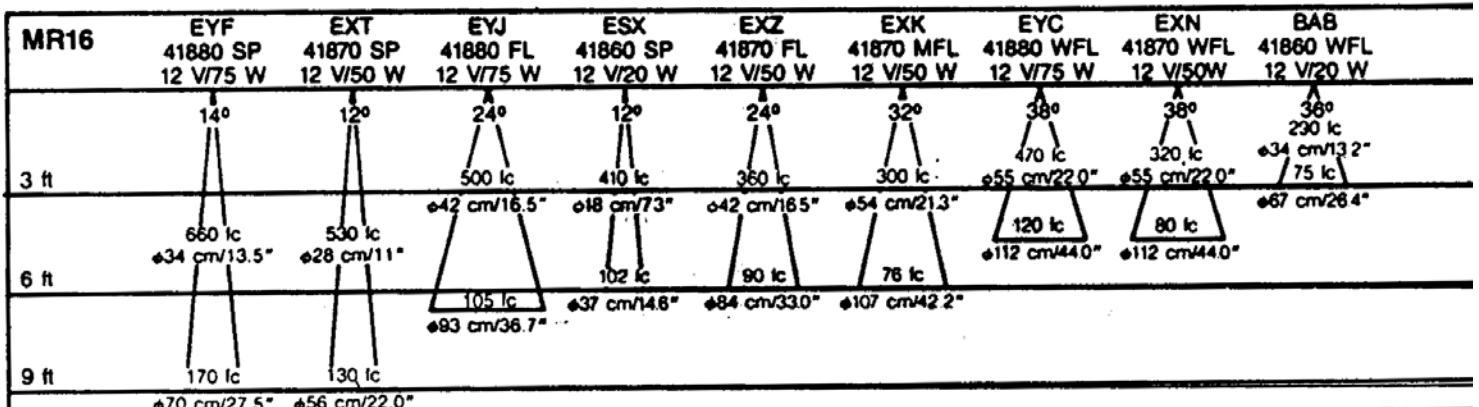
## MR11 WITH COVERS



WATTS	PART NO.	ANSI CODE	VOLTS	COLOR	BEAM ANGLE	BASE	LIFE
20	B1319	FTD	12	CLEAR	30	BI-PIN	2000
20	B1319B	FTD	12	BLUE	30	BI-PIN	2000
20	B1319G	FTD	12	GREEN	30	BI-PIN	2000
20	B1319R	FTD	12	RED	30	BI-PIN	2000
20	B1319Y	FTD	12	YELLOW	30	BI-PIN	2000
35	B1320	FTH	12	CLEAR	30	BI-PIN	2000
35	B1320B	FTH	12	BLUE	30	BI-PIN	2000
35	B1320G	FTH	12	GREEN	30	BI-PIN	2000
35	B1320R	FTH	12	RED	30	BI-PIN	2000
35	B1320Y	FTH	12	YELLOW	30	BI-PIN	2000

## LIGHT DISTRIBUTION CHART

Application Range for Low Moltage Tungsten Halogen Lamps with Reflector.



USA & CANADA

1-800-445-6611

FAX WATS 1-800-445-6690

Visit us online at: [www.lightingparts.com](http://www.lightingparts.com)



PHOENIX, AZ

Phone: 602-268-0001

Fax: 602-268-0130

E-mail us at: [customerservice@lightingparts.com](mailto:customerservice@lightingparts.com)

# HALOGEN PAR LAMPS



## HALOGEN PAR LAMPS: PAR 16

ITEM	WATTS	VOLTS	BASE	LIFE HOUR	FINISH	PACKING INNER MSTR	M.O.L.
55PAR16/S	55W	120V	E26	2000	N. SPOT	10/100	2 7/8"
55PAR16/F	55W	120V	E26	2000	N. FLOOD	10/100	2 7/8"
75PAR16/S	75W	120V	E26	2000	N. SPOT	10/100	2 7/8"
75PAR16/F	75W	120V	E26	2000	N. FLOOD	10/100	2 7/8"



## HALOGEN PAR LAMPS: PAR 20

ITEM	WATTS	VOLTS	BASE	LIFE HOUR	FINISH	PACKING INNER MSTR	M.O.L.
50PAR20/S	50W	120V	E26	2500	N. SPOT	10/100	3 1/4"
50PAR20/F	50W	120V	E26	2500	N. FLOOD	10/100	3 1/4"



## HALOGEN PAR LAMPS: PAR 30

ITEM	WATTS	VOLTS	BASE	LIFE HOUR	FINISH	PACKING INNER MSTR	M.O.L.
50PAR30/S	50W	120V	E26	2500	N. SPOT	10/40	3 5/6"
50PAR30/NF	50W	120V	E26	2500	N. FLOOD	10/40	3 5/6"
50PAR30/F	50W	120V	E26	2500	FLOOD	10/40	3 5/6"
75PAR30/S	75W	120V	E26	2500	N. SPOT	10/40	3 5/6"
75PAR30/NF	75W	120V	E26	2500	N. FLOOD	10/40	3 5/6"
75PAR30/F	75W	120V	E26	2500	FLOOD	10/40	3 5/6"



## HALOGEN PAR LAMPS LONG NECK: PAR 30

ITEM	WATTS	VOLTS	BASE	LIFE HOUR	FINISH	PACKING INNER MSTR	M.O.L.
50PAR30S/L	50W	120V	E26	2500	N. SPOT	10/40	L. NECK
50PAR30F/L	50W	120V	E26	2500	FLOOD	10/40	L. NECK
75PAR30S/L	75W	120V	E26	2500	N.SPOT	10/40	L. NECK
75PAR30F/L	75W	120V	E26	2500	FLOOD	10/40	L. NECK



## HALOGEN PAR LAMPS: PAR 38

ITEM	WATTS	VOLTS	BASE	LIFE HOUR	FINISH	PACKING INNER MSTR	M.O.L.
75PAR38/F	75W	120V	E26	2500	FLOOD	10	5 5/16"
90PAR38/S	90W	120V	E26	2500	N. SPOT	10	5 5/16"
90PAR38/F	90W	120V	E26	2500	FLOOD	10	5 5/16"
120PAR30/F	120W	120V	E26	2500	FLOOD	10	5 5/16"
150PAR38/F	150W	120V	E26	2500	FLOOD	10	5 5/16"

USA & CANADA  
1-800-445-6611  
FAX: 1-800-445-6690



PHOENIX, AZ  
Phone: 602-268-0001  
Fax: 602-268-0130

Visit us online at: [www.lightingparts.com](http://www.lightingparts.com)

E-mail us at: [customerservice@lightingparts.com](mailto:customerservice@lightingparts.com)

# HALOGEN BI-PINS-JC, JCD-CLEAR + FROST

## MINIATURE HALOGEN: JC TYPE CLEAR & FROST



ITEM	WATTS	VOLTS	BASE	LIFE HOUR	FINISH	PACKING INNER MSTR	M.O.L.
Q5T3/CL	5W	12V	G4	3000	CLEAR	100/2000	1 1/4"
Q10T3/CL	10W	12V	G4	3000	CLEAR	100/2000	1 1/4"
Q10T3/6V	10W	6V	G4	3000	CLEAR	100/2000	1 1/4"
Q20T3/CL	20W	12V	G4	3000	CLEAR	100/2000	1 1/4"
Q20T3/24V	20W	24V	G4	3000	CLEAR	100/2000	1 1/4"
Q20T4/CL	20W	12V	G6.35	3000	CLEAR	100/2000	1 3/4"
Q35T3/CL	35W	12V	G4	3000	CLEAR	100/2000	1 3/4"
Q35T4/CL	35W	12V	G6.35	3000	CLEAR	100/2000	1 3/4"
Q35T4/6V	35W	6V	GY6.35	3000	CLEAR	100/2000	1 3/4"
Q35T4/GY6	35W	12V	GY6.35	3000	CLEAR	100/2000	1 3/4"
Q50T4/CL	50W	12V	G6.35	3000	CLEAR	100/2000	1 3/4"
Q50T4/24V	50W	24V	GY6.35	3000	CLEAR	100/2000	1 3/4"
Q75T4/CL	75W	12V	G6.35	3000	CLEAR	100/2000	1 3/4"
Q75T4/24V	75W	24V	GY6.35	3000	CLEAR	100/2000	1 3/4"
Q10T3/F	10W	12V	G4	3000	FROSTED	100/2000	1 1/4"
Q20T3/F	20W	12V	G4	3000	FROSTED	100/2000	1 1/4"
Q35T4/F	35W	12V	G6.35	3000	FROSTED	100/2000	1 1/4"
Q50T4/F	50W	12V	G6.35	3000	FROSTED	100/2000	1 1/4"

## MINIATURE HALOGEN: 120V JCD TYPE



ITEM	WATTS	VOLTS	BASE	LIFE HOUR	FINISH	PACKING INNER MSTR	M.O.L.
JCD20/CL	20W	120V	GY6.35	2000	CLEAR	100/1000	1 7/8"
JCD35/CL	35W	120V	GY6.35	2000	CLEAR	100/1000	1 7/8"
JCD50/CL	50W	120V	GY6.35	2000	CLEAR	100/1000	1 7/8"
JCD75/CL	75W	120V	GY6.35	2000	CLEAR	100/1000	2 1/4"
JCD100/CL	100W	120V	GY6.35	2000	CLEAR	100/1000	2 1/4"
JCD150/CL	150W	120V	GY6.35	2000	CLEAR	100/1000	2 1/4"

## MINIATURE HALOGEN: 120V JCD TYPE FROST

ITEM	WATTS	VOLTS	BASE	LIFE HOUR	FINISH	PACKING INNER MSTR	M.O.L.
JCD20/F	20W	120V	GY6.35	2000	FROST	100/1000	1 7/8"
JCD35/F	35W	120V	GY6.35	2000	FROST	100/1000	1 7/8"
JCD50/F	50W	120V	GY6.35	2000	FROST	100/1000	1 7/8"
JCD75/F	75W	120V	GY6.35	2000	FROST	100/1000	2 1/4"
JCD100/F	100W	120V	GY6.35	2000	FROST	100/1000	2 1/4"
JCD150/F	150W	120V	GY6.35	2000	FROST	100/1000	2 1/4"

USA & CANADA

1-800-445-6611

FAX WATS 1-800-445-6690



PHOENIX, AZ

Phone: 602-268-0001

Fax: 602-268-0130

Visit us online at: [www.lightingparts.com](http://www.lightingparts.com)

E-mail us at: [customerservice@lightingparts.com](mailto:customerservice@lightingparts.com)

**HALOGEN G8 & G9 BULBS**

**JCD120V:G9 BASE CLEAR**

ITEM	WATTS	VOLTS	BASE	LIFE HOUR	FINISH	M.O.L.
G920C	20W	120V	G9	2000	CLEAR	1 7/8"
G935C	35W	120V	G9	2000	CLEAR	1 7/8"
G50C	50W	120V	G9	2000	CLEAR	1 7/8"
G75C	75W	120V	G9	2000	CLEAR	2 1/4"

**JCD 120V: G9 BASE FROST**

ITEM	WATTS	VOLTS	BASE	LIFE HOUR	FINISH	M.O.L.
G920F	20W	120V	G9	2000	FROST	1 7/8"
G935F	35W	120V	G9	2000	FROST	1 7/8"
G950F	50W	120V	G9	2000	FROST	1 7/8"
G975F	75W	120V	G9	2000	FROST	2 1/4"



**Halogen G8 Bulb**

- A. G820 - 20W**
- B. G835 - 35W**
- C. G850 - 50W**



**HALOGEN J-TYPE**

**JTYPE**

WATTS	PART NO.	VOLTS	FINISH	LIFE	BASE	M.O.L.
100	B226	120	CLEAR	2000	RSC	3-1/8"
150	B227	120	CLEAR	2000	RSC	3-1/8"
100	B1301	120	CLEAR	2000	RSC	4-11/16"
150	B1302	120	CLEAR	2000	RSC	4-11/16"
200	B228	120	CLEAR	2000	RSC	4-11/16"
300	B229	120	CLEAR	2000	RSC	4-11/16"
500	B231	120	CLEAR	2000	RSC	4-11/16"
1000	B1303	210	CLEAR	2000	RSC	10-1/16"
1500	B234	240	CLEAR	2000	RSC	10-1/16"



**USA & CANADA**

**1-800-445-6611**

**FAX WATS 1-800-445-6690**

**Visit us online at: [www.lightingparts.com](http://www.lightingparts.com)**



**PHOENIX, AZ**

**Phone: 602-268-0001**

**Fax: 602-268-0130**

**E-mail us at: [customerservice@lightingparts.com](mailto:customerservice@lightingparts.com)**

**DOUBLE-ENDED QUARTZ HALOGEN**

**HALOGEN DOUBLE ENDED QUARTZ: 120V J TYPE (4 11/16")**

ITEM	WATTS	VOLTS	BASE	LIFE HOUR	FINISH	PACKING INNER MSTR	M.O.L.
MQ100T3/L	100W	120V	RSC	2000	CLEAR	50/500	4 11/16"
MQ150T3/L	150W	120V	RSC	2000	CLEAR	50/500	4 11/16"
MQ200T3/L	200W	120V	RSC	2000	CLEAR	50/500	4 11/16"
MQ250T3/L	250W	120V	RSC	2000	CLEAR	50/500	4 11/16"
MQ300T3/L	300W	120V	RSC	2000	CLEAR	50/500	4 11/16"
MQ500T3/L	500W	120V	RSC	2000	CLEAR	50/500	4 11/16"
Q300T3/220	300W	220V	RSC	2000	CLEAR	50/500	4 11/16"
Q500T3/220	500W	220V	RSC	2000	CLEAR	50/500	4 11/16"

**HALOGEN DOUBLE ENDED QUARTZ: 130V J TYPE (4 11/16")**

ITEM	WATTS	VOLTS	BASE	LIFE HOUR	FINISH	PACKING INNER MSTR	M.O.L.
Q100T3/L	100W	130V	RSC	2000	CLEAR	50/500	4 11/16"
Q150T3/L	150W	130V	RSC	2000	CLEAR	50/500	4 11/16"
Q200T3/L	200W	130V	RSC	2000	CLEAR	50/500	4 11/16"
Q250T3/L	250W	130V	RSC	2000	CLEAR	50/500	4 11/16"
Q300T3/L	300W	130V	RSC	2000	CLEAR	50/500	4 11/16"
Q500T3/L	500W	130V	RSC	2000	CLEAR	50/500	4 11/16"

**HALOGEN DOUBLE ENDED QUARTZ: J TYPE (7 1/2")**

ITEM	WATTS	VOLTS	BASE	LIFE HOUR	FINISH	PACKING INNER MSTR	M.O.L.
Q1000S/120	1000W	120V	RSC	2000	CLEAR	50/500	7 1/12"
Q1000S/240	1000W	240V	RSC	2000	CLEAR	50/500	7 1/2"

**HALOGEN DOUBLE ENDED QUARTZ: 130V J TYPE (10 1/16")**

ITEM	WATTS	VOLTS	BASE	LIFE HOUR	FINISH	PACKING INNER MSTR	M.O.L.
Q1000L/120	1000W	120V	RSC	2000	CLEAR	50/500	10 1/16"
Q1000L/240	1000W	240V	RSC	2000	CLEAR	50/500	10 1/16"
Q1500L/240	1500W	240V	RSC	2000	CLEAR	50/500	10 1/16"
Q1500L/277	1500W	277V	RSC	2000	CLEAR	50/500	10 1/16"



**USA & CANADA**

**1-800-445-6611**

**FAX WATS 1-800-445-6690**



**PHOENIX, AZ**

**Phone: 602-268-0001**

**Fax: 602-268-0130**

**Visit us online at: [www.lightingparts.com](http://www.lightingparts.com)**

**E-mail us at: [customerservice@lightingparts.com](mailto:customerservice@lightingparts.com)**

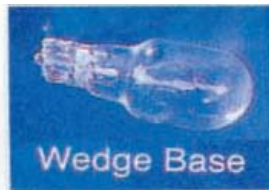
**XENON**

**T-3 1/4 XENON WEDGE BASE**



ITEM	WATTS	VOLTS	DESIGN AMPS	LIFE HOUR	FINISH	PACKING INNER MSTR	LUMENS FLUX (LM)
WB7742X	3W	12V	0.240	3000	CLEAR	10/100	25
WB1250X-2	5W	12V	0.370	2000	CLEAR	10/100	50
WB1250X-2F	5W	12V	0.370	2000	FROSTED	10/100	50
WB1210X	10W	12V	0.917	5000	CLEAR	10/100	126
WB2860X	5W	24V	-	10000	CLEAR	10/100	-
WB2472X	7.2W	24V	0.313	10000	CLEAR	10/100	65

**T-5 XENON WEDGE BASE**



ITEM	WATTS	VOLTS	DESIGN AMPS	LIFE HOUR	FINISH	PACKING INNER MSTR	LUMENS FLUX (LM)
WB291-X	18W	12V	1.400	10000	CLEAR	10/100	264
WB2472X-2	7.2W	24V	0.300	5000	CLEAR	10/100	60
WB2410X-2	10W	24V	0.417	5000	CLEAR	10/100	101

**T-3 1/4 XENON FESTOON**



ITEM	WATTS	VOLTS	DESIGN AMPS	LIFE HOUR	FINISH	PACKING INNER MSTR	LUMENS FLUX (LM)
FT1205X	5W	12V	-	20000	CLEAR	10/100	50
FT1205XF	5W	12V	-	20000	FROSTED	10/100	50
FT1210X	10W	12V	-	20000	CLEAR	10/100	120
FT1210XF	10W	12V	-	20000	FROSTED	10/100	120
FT2405X	5W	24V	-	15000	CLEAR	10/100	50
FT2410X	10W	24V	-	10000	CLEAR	10/100	120
FT2410XF	10W	24V	-	10000	FROSTED	10/100	120

**T-3 1/4 XENON RIGID LOOP**



ITEM	WATTS	VOLTS	DESIGN AMPS	LIFE HOUR	FINISH	PACKING INNER MSTR	LUMENS FLUX (LM)
RLB1205X	5W	12V	0.417	20000	CLEAR	10/100	45
RLB1205XF	5W	12V	0.417	20000	FROSTED	10/100	45
RLB1210X	10W	12V	0.833	20000	CLEAR	10/100	100
RLB1210XF	10W	12V	0.833	20000	FROSTED	10/100	100
RLB2405X	5W	24V	0.208	20000	CLEAR	10/100	10
RLB2405XF	5W	24V	0.208	20000	FROSTED	10/100	10
RLB2410X	10W	24V	0.417	20000	CLEAR	10/100	90
RLB2410XF	10W	24V	0.417	20000	FROSTED	10/100	90

**USA & CANADA**

1-800-445-6611

FAX WATS 1-800-445-6690



**PHOENIX, AZ**

Phone: 602-268-0001

Fax: 602-268-0130

Visit us online at: [www.lightingparts.com](http://www.lightingparts.com)

E-mail us at: [customerservice@lightparts.com](mailto:customerservice@lightparts.com)

# HIGH - INTENSITY DISCHARGE

## MERCURY VAPOR



ITEM	WATTS	OUTER BULB	BASE	FINISH	LIFE	PACKING INNER MSTR	M.O.L.
50MV/MED	50W	E17	MED.	DX. WHITE	8000	12	5 7/16"
75MV/MED	75W	E17	MED.	DX. WHITE	8000	25	5 7/16"
100MV/MED	100W	E23.5	MED.	DX. WHITE	24000	25	7 3/4"
100MV/MOG\	100W	E23.5	MOGUL	DX. WHITE	24000	20	7 3/4"
175MV/MOG	175W	E28	MOGUL	DX. WHITE	24000	20	8 5/16"
250MV/MOG	250W	E28	MOGUL	DX. WHITE	24000	20	8 5/16"
400MV/MMOG	400W	E15	MOGUL	DX. WHITE	24000	20	11 1/2"
1000MV/MOG	1000W	BT56	MOGUL	DX. WHITE	24000	6	15 1/16"

## HIGH PRESSURE SODIUM



ITEM	WATTS	OUTER BULB	BASE	FINISH	LIFE	PACKING INNER MSTR	M.O.L.
50LU/MED	50W	E17	MED.	CLEAR	15000	12/48	5 7/16"
70LU/MED	70W	E17	MED.	CLEAR	24000	12/48	5 7/16"
100LU/MED	100W	ED17	MED.	CLEAR	24000	12/48	5 7/16"
150LU/MED	150W	ED17	MED.	CLEAR	2400	12/48	5 7/16"
50LU/MOG	50W	ED23.5	MOGUL	CLEAR	24000	12/48	7 3/4"
70LU/MOG	70W	ED23.5	MOGUL	CLEAR	24000	12/48	7 3/4"
100LU/MOG	100W	ED23.5	MOGUL	CLEAR	24000	12/48	7 3/4"
150LU/MOG	150W	ED23.5	MOGUL	CLEAR	24000	12/48	7 3/4"
250LU/MOG	250W	ET18	MOGUL	CLEAR	24000	24	9 5/16"
400LU/MOG	400W	ET18	MOGUL	CLEAR	24000	24	9 3/4"
1000LU/MOG	1000W	E25	MOGUL	CLEAR	24000	20	15 1/16"

## METAL HALIDE



ITEM	WATTS	OUTER BULB	BASE	FINISH	APPROX LUMEN	PACKING INNER MSTR	M.O.L.
50MH/MED	50W	ED-17	MED.	CLEAR	4000	12/48	5 7/16"
70MH/MED	70W	ED-17	MED.	CLEAR	5200	12/48	5 7/16"
100MH/MED	100W	ED-17	MED.	CLEAR	8500	12/48	5 7/16"
150MH/MED	150W	ED-17	MED.	CLEAR	13000	12/48	5 7/16"
175MH/MED	175W	ED-17	MED.	CLEAR	14400	12/48	5 7/16"
175MH/MOG	175W	BT-28	MOGUL	CLEAR	14400	12	8 5/16"
250MH/MOG	250W	BT-28	MOGUL	CLEAR	22000	12	8 5/16"
400MH/MOG	400W	BT-37	MOGUL	CLEAR	36000	12	11 1/2"

BULBS

USA & CANADA

1-800-445-6611

FAX WATS 1-800-445-6690



PHOENIX, AZ

Phone: 602-268-0001

Fax: 602-268-0130

Visit us online at: [www.lightingparts.com](http://www.lightingparts.com)

E-mail us at: [customerservice@lightparts.com](mailto:customerservice@lightparts.com)

**CIRCLINES, MINI T5, T8 TUBES, BLACK LITE BLUE**

**CIRCLINE TUBES: 8", 12", 16"**



ITEM	WATTS	SHAPE	FINISH	LIFE HOUR	BASE	PACKING INNER MSTR	KELVIN
FC6T9WW	20W	6"	WARM WH.	5000	4-PIN	20	3000
FC6T9CW	20W	6"	COOL WH.	5000	4-PIN	20	4200
FC8T9WW	22W	8"	WARM WH.	5000	4-PIN	20	3000
FC8T9CW	22W	8"	COOL WH.	5000	4-PIN	20	4200
FC8T9D	22W	8"	DAYLITE	5000	4-PIN	20	6400
FC8T9BLB	22W	8"	BLACK LITE BLUE	5000	4-PIN	20	-
FC12T9WW	32W	12"	WARM WH.	5000	4-PIN	20	3000
FC12T9CW	32W	12"	COOL WH.	5000	4-PIN	20	4200
FC16T10WW	40W	16"	WARM WH.	5000	4-PIN	15	3000
FC16T10CW	40W	16"	COOL WH.	5000	4-PIN	15	4200

**MINI T5, T8 TUBES**



ITEM	WATTS	SHAPE	FINISH	LIFE HOUR	BASE	PACKING INNER MSTR	KELVIN
F4T5WW	4W	6"	WARM WH.	5000	BI-PIN	10/500	3000K
F4T5CW	4W	6"	COOL WH.	5000	BI-PIN	10/500	4200K
F4T5D	4W	6"	DAYLITE	5000	BI-PIN	10/500	6400K
F6T5WW	6W	9"	WARM WH.	5000	BI-PIN	10/500	3000K
F6T5CW	6W	9"	COOL WH.	5000	BI-PIN	10/500	4200K
F6T5D	6W	9"	DAYLITE	5000	BI-PIN	10/500	6400K
F8T5WW	8W	12"	W	5000	BI-PIN	10/500	3000K
F8T5CW	8W	12"	COOL WH.	5000	BI-PIN	10/500	4200K
F8T5D	8W	12"	DAYLITE	5000	BI-PIN	10/500	6400K
F13T5WW	13W	21"	WARM WH.	5000	BI-PIN	10/200	3000K
F13T5CW	13W	21"	COOL WH.	5000	BI-PIN	10/200	4200K
F13T5D	13W	21"	DAYLITE	5000	BI-PIN	10/200	6400K
F15T8WW	15W	18"	WARM WH.	5000	BI-PIN	10/100	3000K
F15T8CW	15W	18"	COOL WH.	5000	BI-PIN	10/100	4200K
F15T8D	15W	18"	DAYLITE	5000	BI-PIN	10/100	6400K

**BLACK LITE BLUE (BLB)**



ITEM	WATTS	SHAPE	FINISH	BASE	PACKING INNER MSTR	LIFE HOUR
F4T5BLB	4W	6"	BLACK-LITE BLUE	BI-PIN	10/500	5000
F6T5BLB	6W	9"	BLACK-LITE BLUE	BI-PIN	10/500	5000
F8T5BLB	8W	12"	BLACK-LITE BLUE	BI-PIN	10/500	5000
F13T5BLB	13W	21"	BLACK-LITE BLUE	BI-PIN	10/500	5000
F15T8BLB	15W	18"	BLACK-LITE BLUE	BI-PIN	10/500	5000
F20T12BLB	20W	24"	BLACK-LITE BLUE	BI-PIN	30	5000

**USA & CANADA**

**1-800-445-6611**

**FAX WATS 1-800-445-6690**



**PHOENIX, AZ**

**Phone: 602-268-0001**

**Fax: 602-268-0130**

**Visit us online at: [www.lightingparts.com](http://www.lightingparts.com)**

**E-mail us at: [customerservice@lightingparts.com](mailto:customerservice@lightingparts.com)**

**SHATTER PROOF BULBS  
MARKETPLACE, FOOD**

**A Bulb  
75A21**



WORKPLACE PROTECTION & CHILD SAFETY  
75A21 GSS  
SHATTERPROOF LAMP

**A Bulb  
40W / A15-SG**



WORKPLACE PROTECTION & CHILD SAFETY  
40A15 GSS  
SHATTERPROOF LAMP

**A Bulb  
100A19**



WORKPLACE PROTECTION & CHILD SAFETY  
100A19 GSS  
SHATTERPROOF LAMP

**PAR38  
100PAR38FLSG**



WORKPLACE PROTECTION & CHILD SAFETY  
100Par38/FL GSS  
SHATTERPROOF LAMP

**A Bulb  
200PS30**



WORKPLACE PROTECTION & CHILD SAFETY  
200PS30 GSS  
SHATTERPROOF LAMP

**PAR38  
120PAR38FLSG**



WORKPLACE PROTECTION & CHILD SAFETY  
120Par38/FL GSS  
SHATTERPROOF LAMP

**FLUORESCENT  
F96T12**



WORKPLACE PROTECTION & CHILD SAFETY  
T12HO: 96"  
SHATTERPROOF LAMP

**High Pressure Sodium  
(Teflon)  
LU250/USS**



WORKPLACE PROTECTION & CHILD SAFETY  
LU250 GSS  
High Pressure Sodium  
SHATTERPROOF LAMP

**PAR38  
150PAR38FLSG  
(Sureguard w/ mylon)**



WORKPLACE PROTECTION & CHILD SAFETY  
150Par38/FL GSS  
SHATTERPROOF LAMP

**FLUORESCENT  
T12-96**




WORKPLACE PROTECTION & CHILD SAFETY  
T12: 96"  
SHATTERPROOF LAMP

**LU400**



WORKPLACE PROTECTION & CHILD SAFETY  
LU400 GSS  
High Pressure Sodium  
SHATTERPROOF LAMP

**Heat Lamp  
125R40HLREDSS  
(food)**



WORKPLACE PROTECTION & CHILD SAFETY  
125R40/10 Heatlamp  
SHATTERPROOF LAMP

**FLUORESCENT  
T12-48**




WORKPLACE PROTECTION & CHILD SAFETY  
T12: 48"  
SHATTERPROOF LAMP

**Metal Halide  
(Food)  
MH1000/USS**



WORKPLACE PROTECTION & CHILD SAFETY  
M1000/U GSS  
SHATTERPROOF LAMP

**Heat Lamp  
250BR40/10  
(food)**



WORKPLACE PROTECTION & CHILD SAFETY  
250BR40/10 Heatlamp  
SHATTERPROOF LAMP

**FLUORESCENT  
T12-24**



WORKPLACE PROTECTION & CHILD SAFETY  
T12: 24"  
SHATTERPROOF LAMP

**Market Light  
(Food)  
F40T12ML  
F32T8ML**



WORKPLACE PROTECTION & CHILD SAFETY  
MARKET LIGHT  
F40T12  
F32T8  
For superior  
low color and display  
SHATTERPROOF LAMP

**Heat Lamp  
250BR40HLCLRSS  
(food)**



WORKPLACE PROTECTION & CHILD SAFETY  
250BR40/1 Heatlamp  
SHATTERPROOF LAMP

**FLUORESCENT  
T8-48**



WORKPLACE PROTECTION & CHILD SAFETY  
T8: 48"  
SHATTERPROOF LAMP

**(USDA & FDA Approved)  
(Food)  
A. F96T8 C. F40T8  
B. F32T8 D. F25T8**



WORKPLACE PROTECTION & CHILD SAFETY  
F96T8  
F32T8  
F40T8  
F25T8  
750 w/ 850  
4470K  
SHATTERPROOF LAMP

**Heat Lamp  
375BR40HLCLRSS  
(food)**



WORKPLACE PROTECTION & CHILD SAFETY  
375BR40/1 Heatlamp  
SHATTERPROOF LAMP

**Metal Halide  
(Food)  
MH250/USS**



WORKPLACE PROTECTION & CHILD SAFETY  
M250/U GSS  
SHATTERPROOF LAMP

**Cold Climate Zero  
Light Freezers  
A. F72CWHO2L  
B. F60T102L**



WORKPLACE PROTECTION & CHILD SAFETY  
F72 HO and VHO  
F60 HO and VHO  
Cold Climate  
ZeroLight  
SHATTERPROOF LAMP

**U-Bend  
FB34T12CWV6PG**



WORKPLACE PROTECTION & CHILD SAFETY  
T12: 22 7/16"  
U-Bend  
SHATTERPROOF LAMP

**Metal Halide  
(Food)  
MH400/USS**



WORKPLACE PROTECTION & CHILD SAFETY  
M400/U GSS  
SHATTERPROOF LAMP

**USA & CANADA**

**1-800-445-6611**

**FAX WATS 1-800-445-6690**



**PHOENIX, AZ**

**Phone: 602-268-0001**

**Fax: 602-268-0130**

**Visit us online at: [www.lightingparts.com](http://www.lightingparts.com)**

**E-mail us at: [customerservice@lightingparts.com](mailto:customerservice@lightingparts.com)**

**MEDICAL BULBS**

We carry hundreds of other top quality medical and germicidal bulbs. Call our customer service department for assistance in finding the right bulb for the right application.

**MM01032**  
 JC Type  
 18566--22.8V--CC6




**MM01026**  
 362/228--22V--CC6  
**MM01028**  
 249/00--33V--CC6  
 JC Type



**MM01054**  
 JC Type  
 DKK50--24V--Cbar6




**MM06003**  
 64617--12V--C8  
 MR11 / JCR Type



**MM01057**  
 JC Type  
 ALM7400--24V--CC6



**MM04003**  
 HS366--6V--S35  
 S35 Type




**MM01022**  
 JC Type  
 Blue80--21.5V--Cbar6



**MM02001**  
 18366--22.8V--CC8  
 J Type



**MM01088**  
 JC Type  
 101028--24V--CC6



**GERMICIDAL TUBE**



ITEM	WATTS	VOLTS	SHAPE	FINISH	μW/CM <sup>2</sup>	BASE	LIFE HOUR
G4T5	4W	120V	6"	GERMICIDAL	≥30	BI-PIN	7000
G6T5	6W	120V	9"	GERMICIDAL	≥50	BI-PIN	7000
G8T5	8W	120V	12"	GERMICIDAL	≥80	BI-PIN	7000
G13T5	13W	120V	21"	GERMICIDAL	≥25	BI-PIN	7000
G15T8	15W	120V	18"	GERMICIDAL	≥30	BI-PIN	7000
G20T8	20W	120V	24"	GERMICIDAL	≥35	BI-PIN	7000
G30T8	30W	120V	36"	GERMICIDAL	≥35	BI-PIN	7000
G40T8	40W	120V	48"	GERMICIDAL	≥35	BI-PIN	7000

**USA & CANADA**  
 1-800-445-6611  
 FAX WATS 1-800-445-6690



**PHOENIX, AZ**  
 Phone: 602-268-0001  
 Fax: 602-268-0130

Visit us online at: [www.lightingparts.com](http://www.lightingparts.com)

E-mail us at: [customerservice@lightingparts.com](mailto:customerservice@lightingparts.com)

# STAGE & STUDIO BULBS

## STAGE & STUDIO LAMPS

ANSI CODE	VOLT.	WAT.	BASE	LUMENS (LM)	LIFE (HOUR)	FILAMENT TYPE	M.O.L. (MM)	BULB DIA. (MM)	L.C.L./M.D. (MM)	COLOR TEMP. (K)
BTL	120	500	P28s	11000	500	C13D	127.0	19.5	55.5	3050
BTN	120	750	P28s	17000	500	C13D	127.0	23.0	55.5	3050
BTR	120	1000	P28s	28500	250	C13D	127.0	22.0	55.5	3200
CAX	130	30	BA15d	775	50	C-2V	79.0	25.0	35.0	2875
DXN	120	1000	R7s	33000	50	CC-8	95.3	18.0	-	3400
DYG	30	250	GY9.5	8000	15	CC-6	60.3	15.0	36.5	3400
DYS	120	600	GZ9.5	17000	75	CC-6	63.5	22.0	36.5	3200
DZE/FDS	24	150	GZ9.5	5000	150	C-6F	57.2	14.0	33.4	3400
EGG	120	750	P28s	15750	2000	CC-8	152.4	19.0	88.9	3000
DGT	120	1000	G22	28500	250	C13D	140.0	22.0	63.5	3200
EJG	120	750	R7s	20600	400	C-8	119.9	12.0	-	3200
ESB	6	20	G-4	400	100	C-6	31.0	11.0	19.5	3200
EVD	36	400	G6.35	14500	50	C-6F	60.0	18.0	36.0	3450
EVR	120	500	E-11	10450	2000	CC-8	95.0	14.0	51.0	3000
EYB	82	360	G5.3	10000	75	CC-8	60.0	11.5	32.0	3300
FCL	120	500	R7s	11000	2600	C-8	119.6	12.0	-	3200
FCM	120	1000	R7s	28000	4000	C-8	50.0	12.0	-	3200
FCS	24	150	G6.35	5000	50	C-6F	119.6	13.5	32.0	3400
FDF	120	500	R7s	13250	400	C-8	119.6	12.0	-	3200
FDN	120	500	R7s	12800	400	C-8	119.6	12.0	-	3200
FEL	120	1000	GX9.5	27500	375	CC-8	104.0	19.0	60.3	3200
FFT	120	1000	R7s	27000	500	C-8	167.4	12.0	-	3200
FHM	120	1000	R7s	27300	400	C-8	119.6	12.0	-	3200
GCA	120	250	G5.3	5880	200	CC-8	57.0	11.5	32.0	3200

ANSI CODE	VOLT.	WAT.	BASE	LIFE (HOUR)	FILAMENT TYPE	M.O.L. (MM)	M.D. (MM)	CB/CP	COLOR TEMP (K)
DDL	20	150	GX5.3	500	CC-6	44.5	194.5	-	3150
DNF	21	150	GX7.9	25	CC-6	45.1	69.1	4700	3400
EFR	15	150	GZ6.35	50	C-8	42.0	32.0	-	3400
EKE	21	150	GX5.3	200	CC-6	44.5	44.5	-	3250
ELC	24	250	GX5.3	50	CC-6	44.5	31.08	-	3400
ELH	120	300	GY5.3	35	CC-8	44.5	152.5	-	3350
ENH	120	250	GY5.3	175	CC-8	44.5	152.5	11700	3250
ENX	82	360	GY5.3	75	CC-8	44.5	298.5	-	3300
ETJ	120	250	GY5.3	175	CC-8	44.5	36.5	-	3250
EXR	82	300	GX5.3	35	CC-8	44.5	152.5	-	3350
FHS	82	300	GY5.3	70	CC-8	44.5	152.5	-	3350
FLT	13.8	25	GZ4	500	CC-6	38.0	120.0	-	3200
FXL	82	410	GY5.3	75	CC-8	44.5	298.5	-	3300

**BULBS**

**USA & CANADA**

**1-800-445-6611**

**FAX WATS 1-800-445-6690**



**PHOENIX, AZ**

**Phone: 602-268-0001**

**Fax: 602-268-0130**

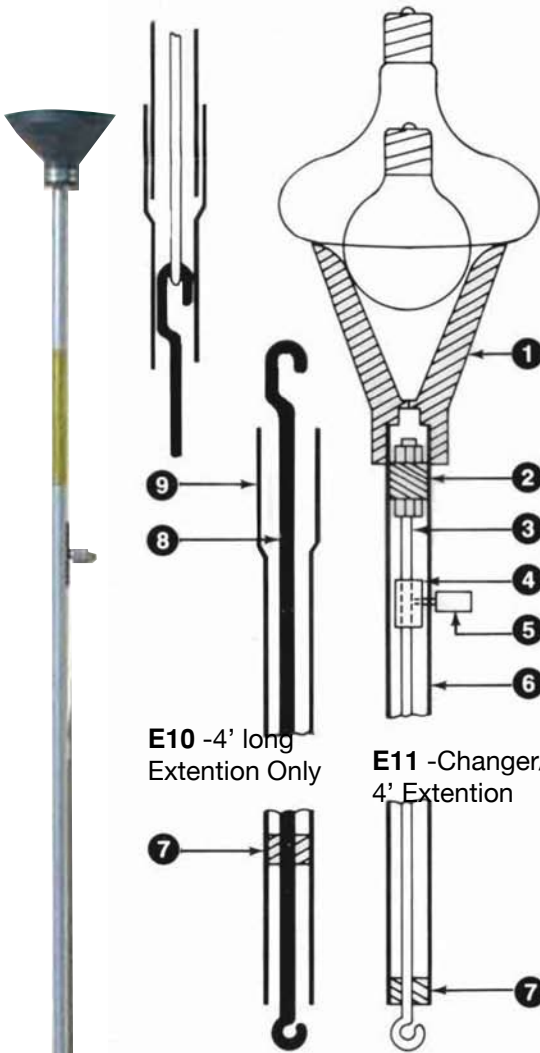
**Visit us online at: [www.lightingparts.com](http://www.lightingparts.com)**

**E-mail us at: [customerservice@lightingparts.com](mailto:customerservice@lightingparts.com)**

**SPECIFICATIONS AND CONSTRUCTION DETAILS**

1. **Bulb Holder** – Made of high grade rubber and specially designed to fit all sizes of bulbs.
2. **Piston** – Perfect fitted plunger guarantees positive vacuum.
3. **Steel Operating Rod** – Runs full length of changer tubing. When using one or more extension rods, they can be quickly and easily coupled, with no tools required.
4. **Bushing** – Drilled and taped for handle.
5. **Handle** – Slides up and down in slotted aluminum shaft.
6. **Aluminum Shaft** – Made of light, strong special aluminum alloy. Operating cylinder is precision honed to give years of efficient, trouble-free service.
7. **Grommet** – Designed to guide operating rod.
8. **Steel Operating Rod** – For extensions. Eye on one end, "J" on the other to fit operating rod. See Detail #1.
9. **Extension Shaft** – Aluminum tubing expanded on one end to fit over changer handle.

**Charger & Extensions are 4' Long**



**E10** -4' long Extension Only

**E11** -Changer/w 4' Extension

**7**

**7**



**E12** Changer Vac -A Flood Remover



**E18** Vac-A-Bulb Replacement Head Only

**E19** Vac-A-Flood Head only



**E15** -Basic 6' Unit  
**E13** -4' Extension  
**E14** -6' Extension

**REMOV-A-BASE<sup>®</sup>**  
LAMP BASE REMOVER



**E16** -Remover

**RITE-O-LITE<sup>®</sup> SOLVES THE PROBLEM OF REMOVING BROKEN LIGHT BULBS!**

This handy accessory fits on the handle of the Vac-A-Bulb<sup>®</sup> Changer!

This handy accessory is designed to fit on the handle of the Vac-A-Bulb<sup>®</sup> Changer. No extra equipment to buy!

- Designed to remove Standard and Mogul bases.
- Special steel blade fits on glass filament stems.
- Safety cup to help protect you from falling glass chips.
- SHOCKPROOF, hardwood body.
- Safety insulation.
- Durable, sturdy clamp to hold handle firmly.

**RITE-O-GRIP<sup>®</sup>**  
Fluorescent Changer

The quick, safe, convenient way to remove and replace fluorescent tubes, from the floor!

In less than a minute, one man can easily and safely remove and replace any slimline spring type fluorescent tube.

*The basic unit is 6' long.  
4' and 6' extensions are available.*

**TO OPERATE:**

1. To open clamp, push operating knob until it stops.
2. Put clamp over the tube approximately 18" from the end away from the spring socket end.
3. Pull the positive action operating knob down until you feel a snap action. It is now locked and you are ready to remove or install the tube.

**USA & CANADA**  
1-800-445-6611  
FAX WATS 1-800-445-6690



**PHOENIX, AZ**  
Phone: 602-268-0001  
Fax: 602-268-0130

Visit us online at: [www.lightingparts.com](http://www.lightingparts.com)

E-mail us at: [customerservice@lightingparts.com](mailto:customerservice@lightingparts.com)

## ELECTRODELESS RETROFIT BULBS

New Electrodeless Bulbs - Up to 11,200 Lumens per bulb:

The high frequency electrodeless discharge lamp becomes a new green lighting because it has high luminance efficacy ( 63Lm/w), high color rendering index (80), long service life (50,000 hours), no flash (working frequency 2.65MHz), real environment protection (without containing liquid mercury), functions of immediate activation and reactivation, resistance to vibration and installation in any position. It is electrically designed to adopt active power factor compensation (APFC, n0.98). It ensures constant-voltage power supply and stable output of luminous flux when power voltage varies within the range of 160W~265W. The purification circuit and anti-radiation treatment at the input side makes EMCfully compliant with national test standard. In addition, the bulb coated with luminous powder of three fundamental colors glows softly and greatly reduces glare. To meet market demand, we offer a series of 60W, 85W, 100W, 120W and 165W products.

- A. ELRB60
- B. ELRB85
- C. ELRB100
- D. ELRB120
- E. ELRB165



USA & CANADA

1-800-445-6611

FAX WATS 1-800-445-6690

Visit us online at: [www.lightingparts.com](http://www.lightingparts.com)

  
 MILLER  
©.E.M. SUPPLIES, INC.

PHOENIX, AZ

Phone: 602-268-0001

Fax: 602-268-0130

E-mail us at: [customerservice@lightingparts.com](mailto:customerservice@lightingparts.com)

**INCANDESCENT**

**Candelabra Torpedo Tip**  
130V

- A. B145 - 15W -clear -25 pk
- B. B146 - 25W -clear -25 pk
- C. B147 - 40W -clear -25 pk
- D. B148 - 60W -clear -25 pk
- E. B149 - 25W -frost -25 pk
- F. B150 - 40W -frost -25 pk
- G. B151 - 60W -frost -25 pk



**R20 Reflector Lamp**

- A. B143 - 30W 130V Flood
- B. B144 - 50W 130V Flood



**R14 Reflector Lamp**

- B142 - 40W 130V Flood



**Candelabra Flame Tip**  
130V

- A. B152 - 15W -clear -25 pk
- B. B153 - 25W -clear -25 pk
- C. B154 - 40W -clear -25 pk
- D. B155 - 60W -clear -25 pk
- E. B156 - 15W -frost -25 pk
- F. B157 - 25W -frost -25 pk
- G. B158 - 40W -frost -25 pk
- H. B159 - 60W -frost -25 pk



**C7 Candelabra Bulb**  
clear

- A. B141 - 7-1/2W 120V
- B. B141-4 - 4 W 120V



**Medium Torpedo Tip**  
130V

- A. B160 - 25W -clear -25 pk
- B. B161 - 40W -clear -25 pk
- C. B162 - 60W -clear -25 pk
- D. B163 - 25W -frost -25 pk
- E. B164 - 40W -frost -25 pk
- F. B165 - 60W -frost -25 pk



**Medium Flame Tip**  
130V

- A. B166 - 25W -clear -25 pk
- B. B167 - 40W -clear -25 pk
- C. B168 - 60W -clear -25 pk
- D. B169 - 25W -frost -25 pk
- E. B170 - 40W -frost -25 pk
- F. B171 - 60W -frost -25 pk



For more bulb selections feel free to look us up on the web at

[www.lightingparts.com](http://www.lightingparts.com)

See our exciting LED Bulbs in the LED Section!

**Circline Self Ballasted**

- A. MBC22 - 22W 8"
- B. MBC32 - 32W 12"



**USA & CANADA**

1-800-445-6611

FAX: 1-800-445-6690



**PHOENIX, AZ**

Phone: 602-268-0001

Fax: 602-268-0130

Visit us online at: [www.lightingparts.com](http://www.lightingparts.com)

E-mail us at: [customerservice@lightingparts.com](mailto:customerservice@lightingparts.com)